

PUBLIC SCHOOLS of
BROOKLINE



PSB Enrollment Update

November 10, 2021

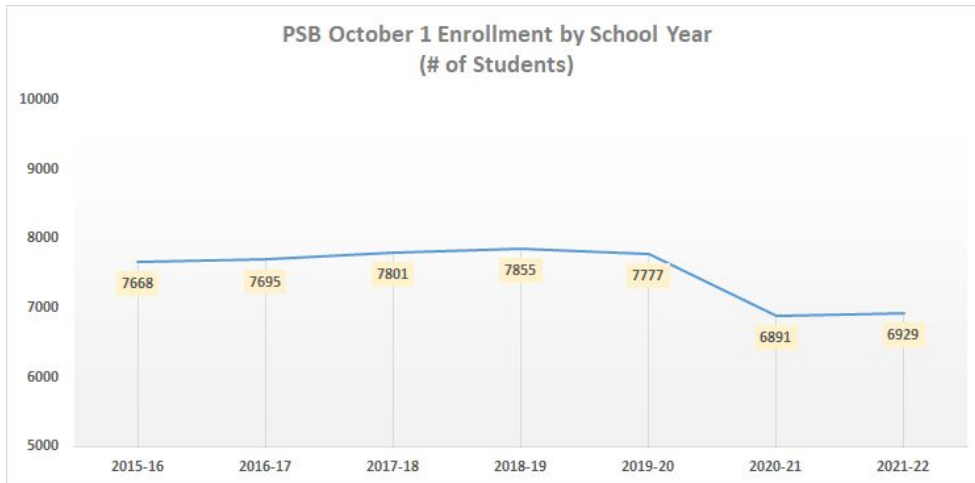
Agenda

PUBLIC SCHOOLS of
BROOKLINE



- Review district enrollment over time
 - October 1 enrollment
 - End-of-year to beginning-of-year enrollment
- Analyze withdrawal records submitted during school year 2020-21
 - Private school and homeschool enrollment over time
- Discuss conclusions
- Questions

Enrollment Over Time (October 1)

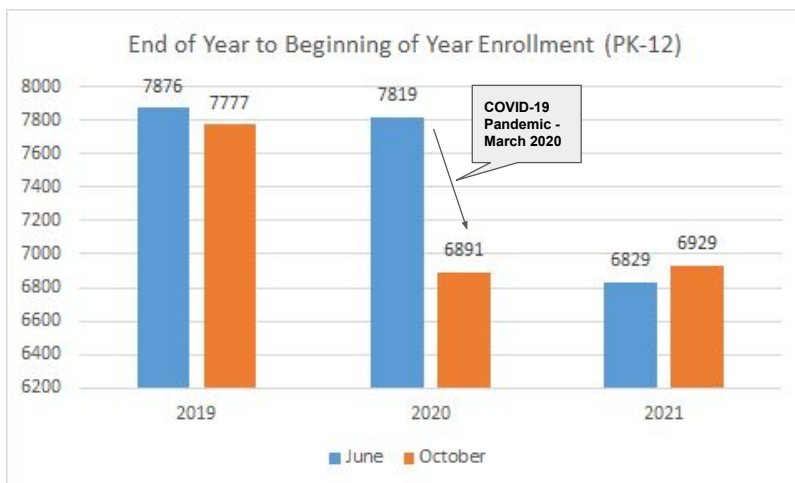


October 1, 2021

- 6929 students
- 4842 PK-8
- 501 K
- 2087 BHS

Source: DESE Public Website - Brookline Public Schools

June to October Enrollment



2019

- Decrease of 99 students
- Normal rollover

2020

- Decrease 928 students
 - Similar decreases in surrounding districts
- COVID pandemic (Spring 2020)
 - Withdrawals to private, homeschool, out of state/country

2021

- Increase 100 students
- Enrollment 500+ students summer 2021
- International students beginning to return

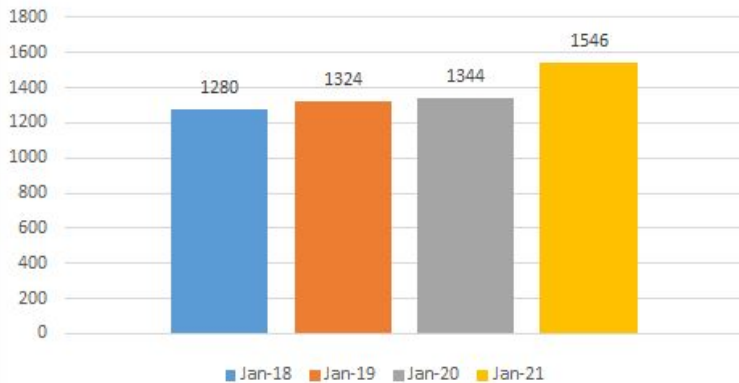
Source: Aspen Student Information System - District Records

Withdrawal Analysis (June '21 - Sept. '21)

2021/22 Grade level	20 Trans I/S Pub	21 Trans I/S Priv	22 Trans- Out State	23 Home School	40 Not Enrolled	Grand Total	New Students enrolled 6.29.21-9.30.21	Net gain/loss
1	14	7	22	3		46	58	12
2	13	10	23	2	1	49	58	9
3	15	10	22	3	2	52	56	4
4	11	7	18	1		37	37	0
5	7	12	22		3	44	47	3
6	9	25	18	2	3	57	36	-21
7	9	20	9	4	2	44	34	-10
8	9	5	13	3	3	33	45	12
9	9	33	13		4	59	40	-19
10	6	6	14	1	1	28	23	-5
11	9	5	11			25	20	-5
12	1	4	8			13	12	-1
K	6	5	5			16	122	106
Grand Total	118	149	198	19	19	503	588	85

Brookline Residents: Non-PSB

Brookline Residents (Children) Attending Private School



Source: Brookline School Attending Report

Private School Enrollment

- Increased from 1280 to 1546 from January 2018 to January 2021.
- Increase of 202 students from January 2020 to January 2021.

Homeschool (total #):

Jan-18	24
Jan-19	22
Jan-20	17
Jan-21	80
Oct-21	50

Conclusions

- Total enrollment is higher than October 2020
 - Evenly distributed across K-8 schools
 - Registered 500+ students in summer of 2021
- Enrollment remains volatile
- Mobility and churn remain important data points in PSB
- Higher number of private and homeschool enrollments
- Student academic and social emotional supports may be greater this year

QUESTIONS?

